



INSTALLATION OF COMARCH CRYPTO PROVIDER - WHILE LOGGING, YOU SEE A MESSAGE THAT THE COMPONENT MUST BE INSTALLED SIGN-IN METHOD: CERTIFICATE

Use the manual if:

- You are a user of ING BusinessOnLine
- You sign-in to the system with eToken or cryptographic card
- You have the rights of local administrator on PC
- Trying to sign-in, you see a message:

Comarch Crypto Provider służący do generowania podpisów elektronicznych nie jest zainstalowany.
Czy zainstalować komponent?

Instalacja komponentu wymaga uprawnień administratora.

STEP 1

Go to www.en.ingbank.pl/ing-businessonline and select **Entry (eToken/card)**

Log in
to ING BusinessOnLine

Entry (login and password)

Unlock access

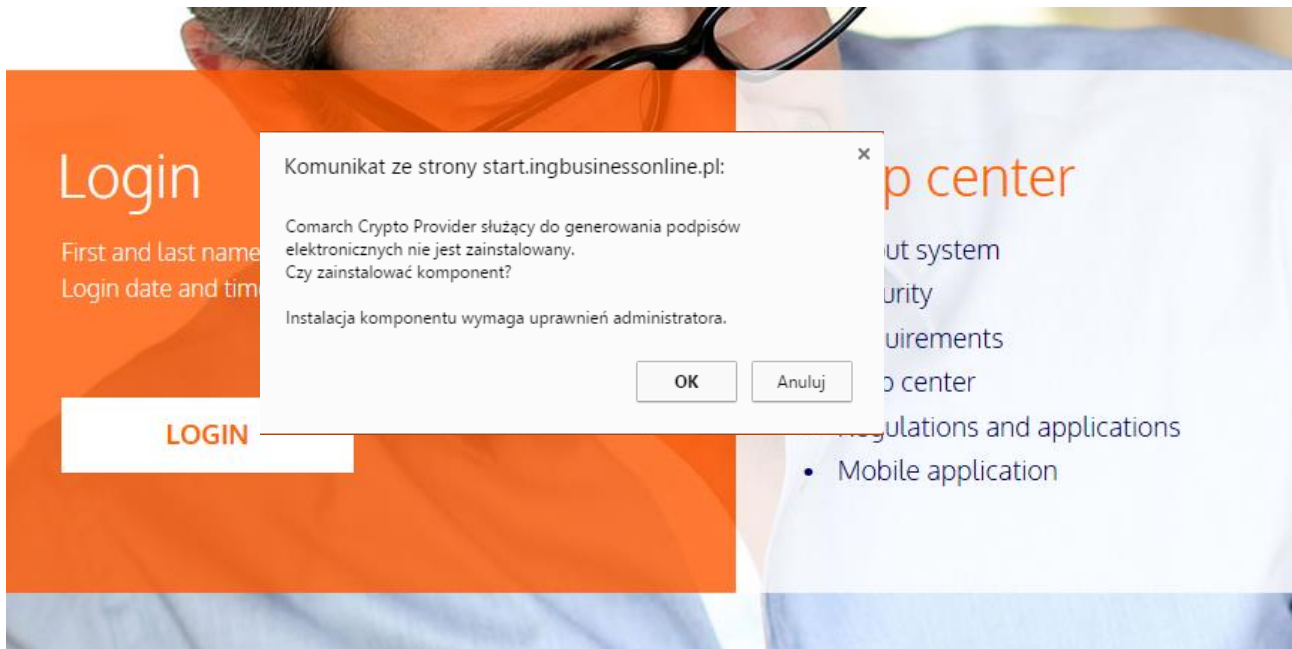
Entry (eToken/card)

Certificate generation | Unlock access

Before the first login using eToken/card you must generate the certificate

STEP 2

When you see the message, click **OK** to install **Comarch Crypto Provider** on your PC.



Remember that:

- To install Comarch Crypto Provider application you need to have the **rights of local administrator on the PC** on which you will log-in to ING BusinessOnLine. If you do not have such rights, ask a person who has the rights required for installation to help you.
- Comarch Crypto Provider is indispensable to sign-in with eToken/card to ING Business.

STEP 3

Download **ComarchCryptoProvider.exe** file on your PC. Click **save** or **save as** depending on your browser.

STEP 4

Close all active windows of the browser.

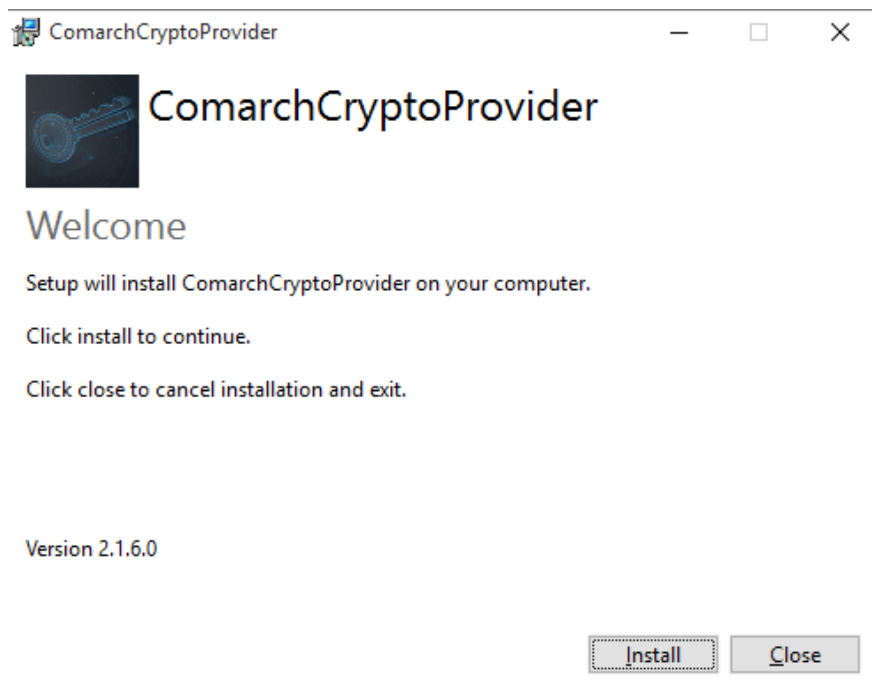
STEP 5

Start the file **ComarchCryptoProvider.exe**.

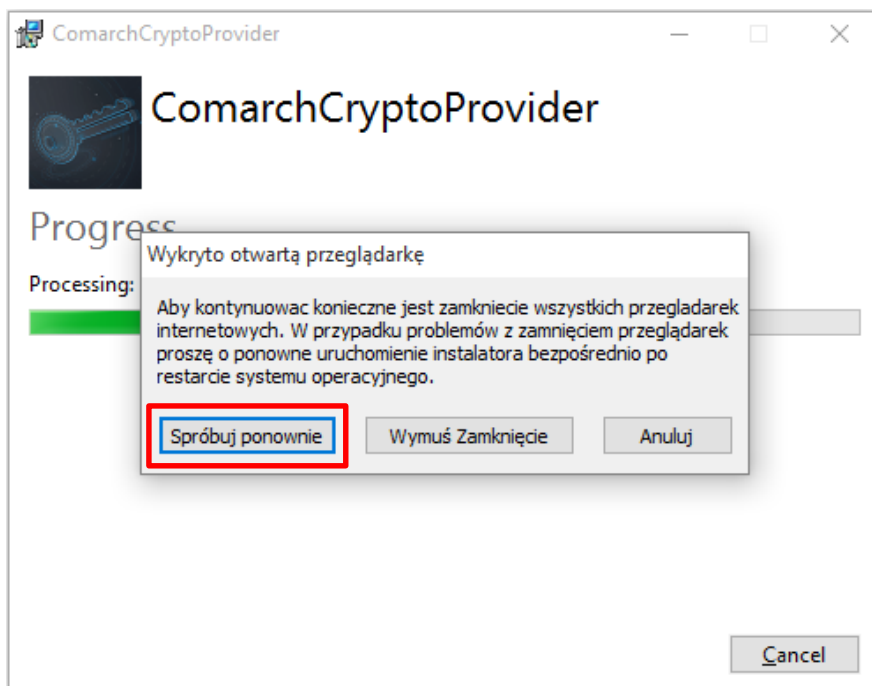
- If you have the right of local administrator on PC go to **Step 6**
- If you do not have the right of local administrator on PC, you will see a window requesting confirmation of administrator's rights. Ask a person who has the rights of local administrator on PC to enter the name and password.

STEP 6

Click **Install** to start installation of ComarchCryptoProvider on your PC.



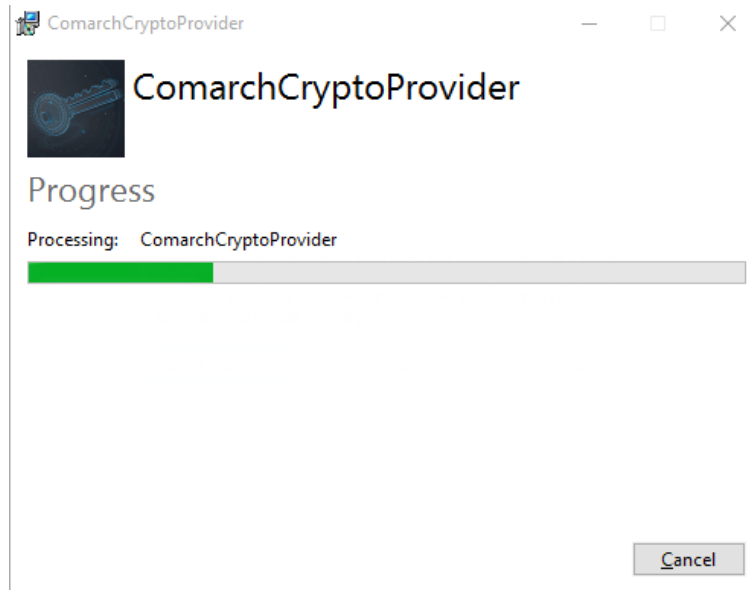
If you have not closed all windows of the web browser, you will get the following message.



Close all active windows of the browser and click **Try again**.

STEP 7

Wait until the programme installation is complete.



STEP 8

Click **Restart** when ComarchCryptoProvider installation is complete.



STEP 9

Having your PC restarted, sign-in to ING Business on www.en.ingbank.pl/ing-businessonline according the instruction [Signing in to ING Business](#).

Should you have any questions please call **ING Business Centre: 32 357 00 24** or **801 242 242** or write to us at: bc@ingbank.pl.

Our advisors are available on business days Monday through Friday from **8 a.m.** to **6 p.m.**